




Pathfinder East – Fairlight

Key

- 
Slow the Flow
 The installation of water butts or planters to catch the rain, and release it slowly back to the environment or the existing drainage system.
- 
Optimisation
 The installation of solutions that will maximise the existing installed infrastructure.
- 
Surface water connections
 Reviewing the catchment to identify and relocate surface water connections into the foul system and relocate to an appropriate location, surface water course or system.

